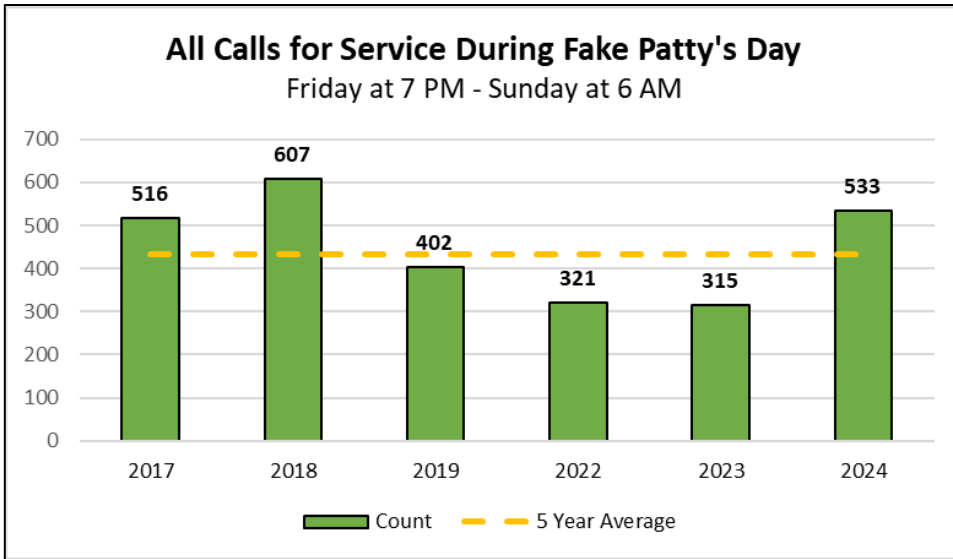


Fake Patty's Day Analysis 2024

Note:

This report will compare the counts of calls for service, law reports, citations, and arrests that occurred over Fake Patty's Day in 2024 compared to past years. For this report, 2017 – 2019 & 2022, 2023 will be used as the comparison years due to the impact that COVID-19 had on the activities in 2020 and 2021. The time period for the Fake Patty's Day statistics are from Friday at 7 PM to Sunday at 6 AM. Anything that occurred or was reported during that time in Riley County is included in this report. This data was pulled on March 6 - 8, 2024, any corrections that occur in the records management system beyond this date will not be reflected in this report.

All Calls for Law Enforcement



Law Calls for Service Summary

The chart to the left shows the number of calls for service that law enforcement responded to during Fake Patty's Day by year. This includes both officer initiated and citizen initiated calls. The yellow dotted line shows the 5-year average of 432.2 calls for service.

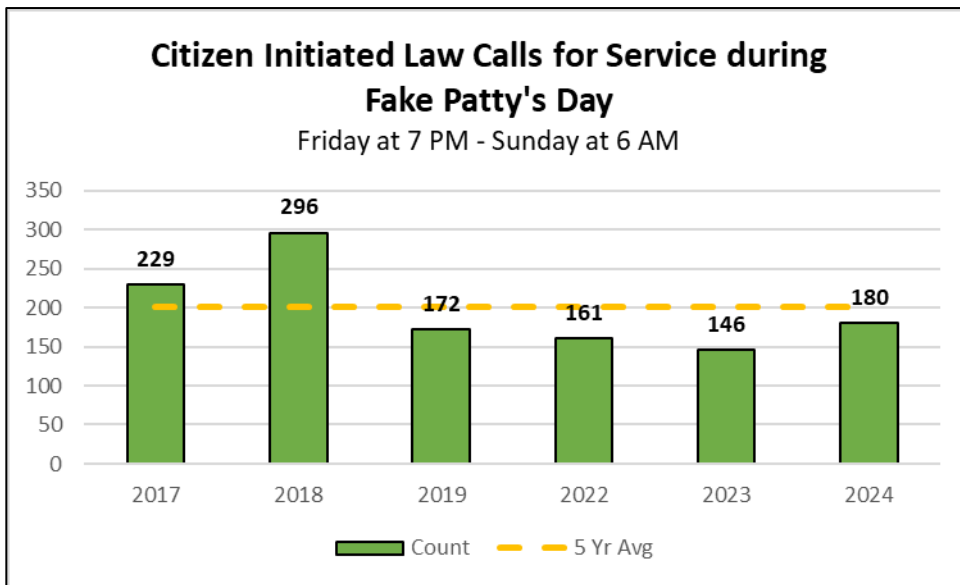
This chart shows that 2024 was above the 5-year average (up 23.3%). Comparing 2024 to last year there was a 69.2% increase.

Historically, Traffic Stop was the top call nature during this event followed by Minors in Possession and Open Container. In 2024, Open Container was the top call nature (111 calls) followed by Public Contact (63 calls).

Top 5 Call for Service Natures

Call Nature	2017	2018	2019	2022	2023	2024	Total
TRAFFIC STOP	97	120	113	47	41	53	471
ALCH-MIP/MIC	51	76	43	9	6	22	207
ALCH-OPEN CONT	6	7	1	18	27	111	170
WELFARE CHECK	48	35	23	12	27	16	161
PARKING PROBLEM	38	35	30	16	11	27	157

Citizen Initiated Law Calls for Service



Citizen Initiated Law Calls for Service Summary

This section focuses on the law calls for service that were received from citizens, so it excludes all officer-initiated calls. The 5-year average for citizen-initiated law calls was 200.8 (displayed as the yellow dashed line on the chart).

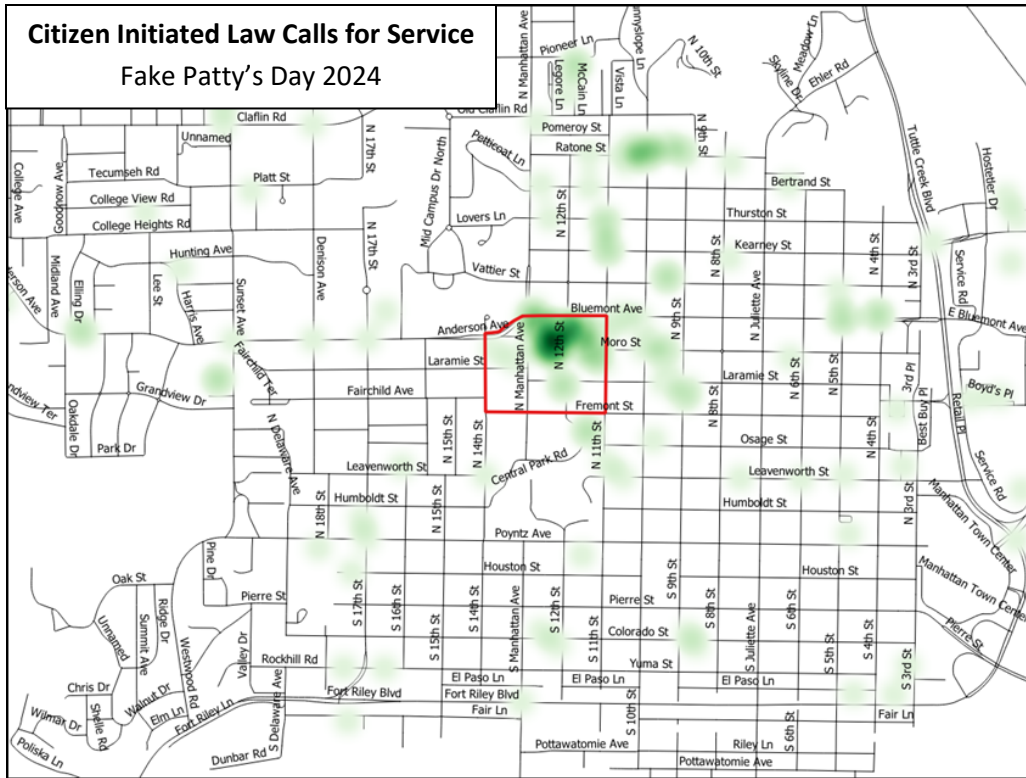
2024 was below the 5-year average for citizen-initiated law calls from service (down 10.4%). Compared to last year, there was a 23.3% increase. This did break the downward trend that had occurred since 2019.

Parking problem, unwanted subject, and noise complaints were the top citizen-initiated call natures in 2024.

On the next page, you will find a map with the citizen-initiated law calls visualized.

Top 5 Citizen Initiated Law Call for Service Natures

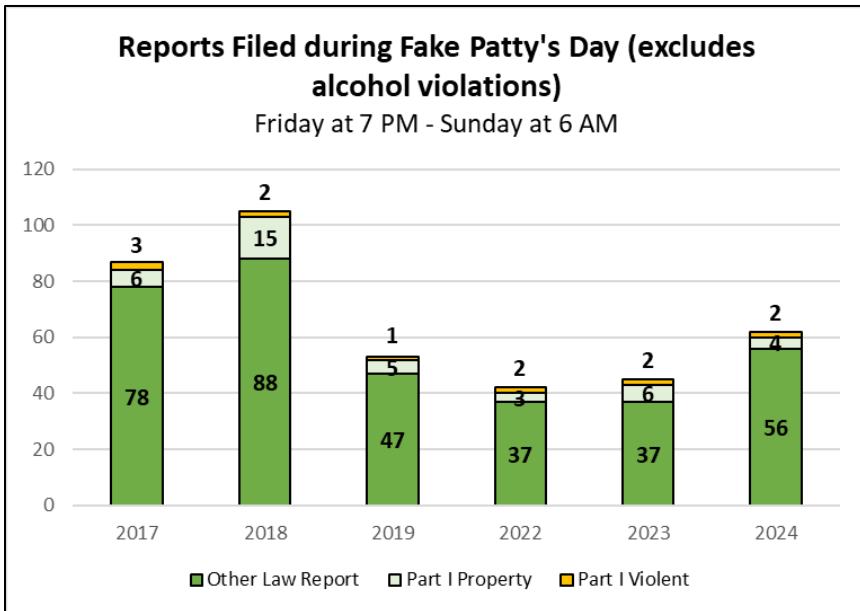
Call Nature	2017	2018	2019	2022	2023	2024	Total
PARKING PROBLEM	30	31	26	10	6	18	121
WELFARE CHECK	29	30	18	11	16	10	114
DIST-PEAC/NOISE	17	27	16	10	10	14	94
UNWANTED SUBJ	15	14	7	10	10	14	70
ACCIDENT-NONINJ	12	14	13	7	8	10	64



The map shows the hot spots of the citizen-initiated law calls for service in 2024. The red outline shows the Aggieville area. The highest concentration of these types of calls in 2024 was within the Aggieville boundary.

Reports Filed Excluding Alcohol Violations

This section only accounts for the primary offense of the report. This data pull does not include alcohol violations.



Reports Filed Summary

This section shows the number of reports filed by year and type of report (Part I Violent, Part I Property, or Other). This count only includes the primary offense of the report and alcohol offenses were not pulled for this section.

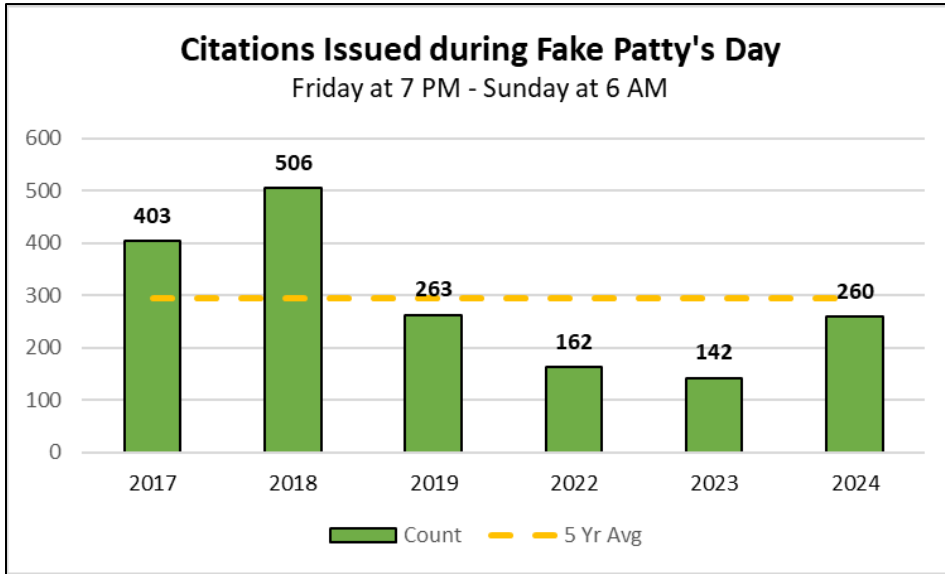
There was a total of 62 reports filed in 2024 during this time frame. Compared to the 5-year average (66.4 reports filed), 2024 was down 6.6%. Compared to last year there was a 37.8% increase in reports filed.

The top 5 offenses in 2024 during Fake Patty's Day were battery-simple, disorderly conduct, drugs-possession, interference/obstruction, and found property.

Offense Description	2017	2018	2019	2022	2023	2024	Total
FOUND PROPERTY	16	16	2	5	8	5	52
DRUGS-POSSESSION	17	14	7	2	2	5	47
BATTERY-SIMPLE	9	3	7	3	4	10	36
DUI-ALCOHOL OR DRUGS	5	11	8	3	4	1	32
DISORDERLY CONDUCT	6	4	1	3	1	6	21

Citations

This section counts the number of citations that were issued during Fake Patty's Day by year. This includes traffic, parking, misdemeanor, and ordinance citations.



Citations Summary

Looking at the number of citations issued during Fake Patty's Day, 2024 was 11.9% below the 5-year average (average was 295.2). Compared to 2023, there was an increase of 83.1%.

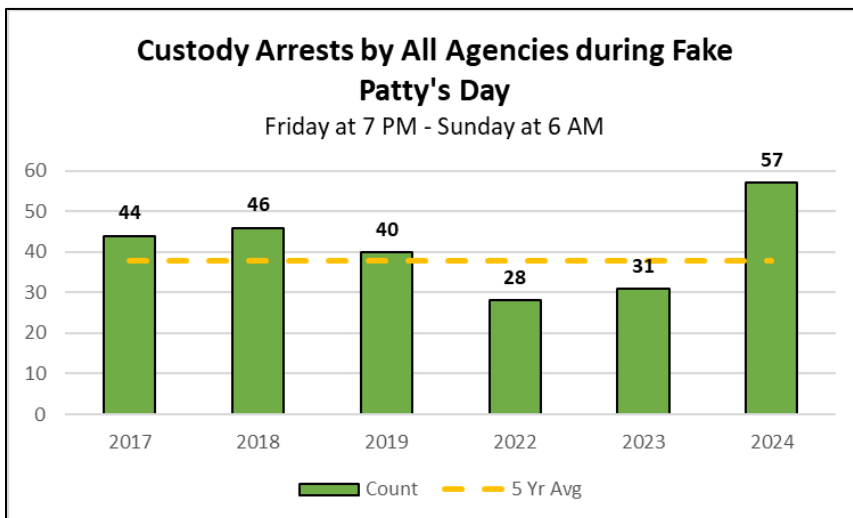
For citation offenses, historically Open Container was the most cited. In 2024, the top offense was consistent with past years with 107 Open Container offenses. This is followed by Stop, Stand Prohibited in Certain Places, and Possession or Consumption of Alcohol by a Minor.

Top 5 Citation Offenses during Fake Patty's Day

Citation Offenses	2017	2018	2019	2022	2023	2024	Total
POSSESS OPEN CONTAINER PUBLIC	123	226	61	16	20	107	553
STOP, STAND PROHIB-CERT PLACES	48	50	43	18	25	47	231
POSSESSION OR CONSUMPTION OF ALCOHOL BY MINOR	48	53	24	18	26	40	209
PARKED ON PRIVATE PROPERTY	81	40	23	3	17	13	177
MINOR OBTAIN OR PURCHASE ALCHOL/CMB	9	33	25	0	0	6	73

Custody Arrests – All Agencies

This section shows the number of custody arrests that were made during the Fake Patty's Day time by all agencies. This includes the agencies RCPD, Kansas Highway Patrol, and Kansas State University Police who had a larger part of enforcement during Fake Patty's Day in prior years.



Arrest Summary

2024 had the most arrests made during Fake Patty's Day in the tracking period (50.8% increase compared to the average of 37.8). Compared to 2023, there was an 83.9% increase

DUI, which is historically a top arresting offense, was the third highest offense in 2024. Interference/Obstruction was the top offense arrested for in 2024 followed by Disorderly Conduct.

Top 5 Arrest Offenses during Fake Patty's Day

Arrest Offense	2017	2018	2019	2022	2023	2024	Total
DUI-ALCOHOL OR DRUGS	10	13	19	19	16	12	89
DISORDERLY CONDUCT	10	17	5	3	2	14	51
DRUGS-POSSESSION	12	7	7	3	5	6	40
ALCOHOL-MIP/MIC	8	13	3	0	4	7	35
INTERFERENCE/OBSTRUCTION	1	0	1	1	1	24	28